


Name: _____



Summer BINGO


(Entering Kindergarten)

Directions: Complete 15 activities of your choice. Return your BINGO board to your Kindergarten teacher in September.


| | | | |
|---|--|---|---|
| Draw a picture and write a sentence about it. | Practice writing your first and last name. Then identify the letters in your name. | Complete the attached addition worksheet. | Count to 20 by 1's. |
| Complete the attached subtraction worksheet. | Complete the attached rhyming worksheet. | Go on a shape hunt. Find an object that is a rectangle, circle, square, and triangle. Draw a picture of them. | Complete the attached scissor practice worksheet. |
| Complete the attached syllables worksheet. | Complete the attached summer fun, count and color worksheet. | Complete the attached uppercase/lowercase letter match activity. | Find 2 objects in your house that rhyme and draw a picture of them. |
| Read a book with someone in your family. Discuss the role of the author/illustrator. | Count to 20 by 1's. | Practice writing your first and last name. Then identify the letters in your name. | Practice writing numbers 1-10. |
| Go on a nature walk. Find 3 small rocks, 4 green leaves, and 5 sticks. Count each set of objects. | Visit the local library and read two books with a family member. | Draw a pattern using crayons or markers on a piece of paper. | Sing the ABCs. |

Name: _____

Draw a picture and write a sentence about it.







Under the Sea

Name _____

Addition

Directions: Count the creatures under the sea. Add them together. Then color the pictures.

$\underline{\quad} + \underline{\quad} = \underline{\quad}$

$\underline{\quad} + \underline{\quad} = \underline{\quad}$

$\underline{\quad} + \underline{\quad} = \underline{\quad}$

$\underline{\quad} + \underline{\quad} = \underline{\quad}$



$\underline{\quad} + \underline{\quad} = \underline{\quad}$

$\underline{\quad} + \underline{\quad} = \underline{\quad}$

$\underline{\quad} + \underline{\quad} = \underline{\quad}$

$\underline{\quad} + \underline{\quad} = \underline{\quad}$

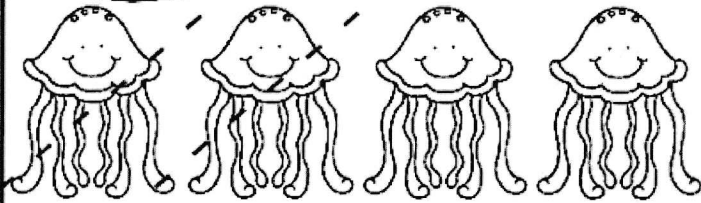


Sea Creatures


Name _____

Subtraction


Directions: Use the pictures to solve the problems. Then color the pictures.




$$4 - 2 = \underline{\quad}$$




$$3 - 1 = \underline{\quad}$$




$$6 - 4 = \underline{\quad}$$




$$8 - 5 = \underline{\quad}$$



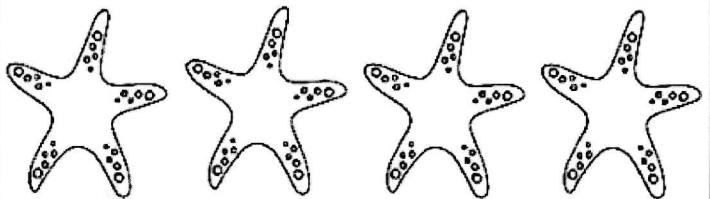
$$7 - 4 = \underline{\quad}$$




$$5 - 3 = \underline{\quad}$$



$$8 - 4 = \underline{\quad}$$



$$4 - 1 = \underline{\quad}$$




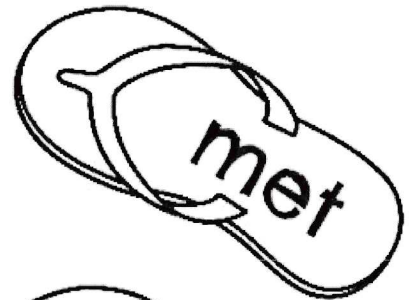




Name _____




Rhyming Words


Flip Flop Pairs

Directions: Sort the flip flops into pairs. Find two that rhyme and color them the same color.



Scissor Practice Worksheet

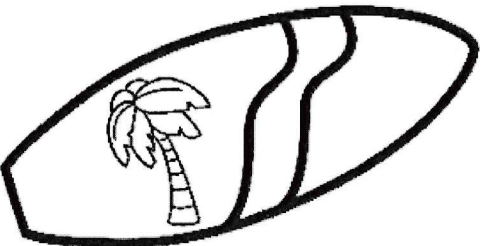
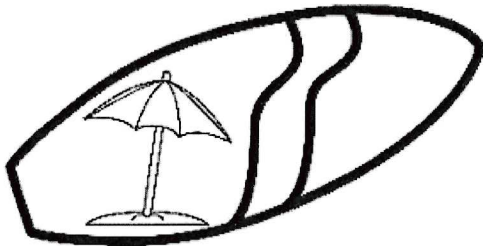

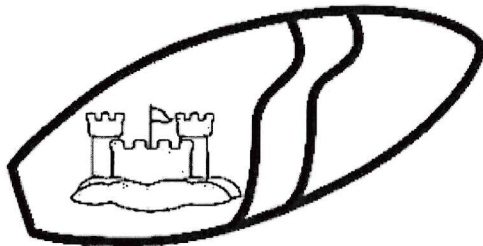
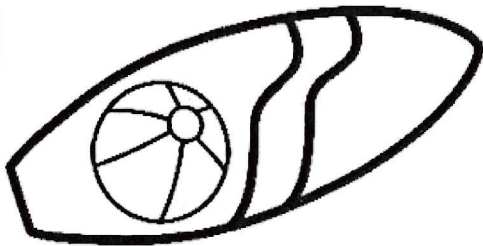

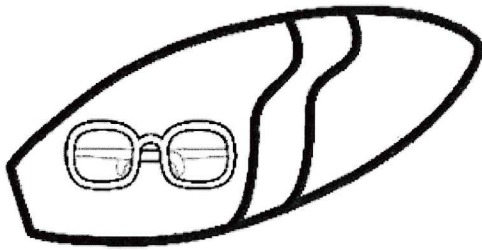




Name _____

Surfing Syllables

Directions: Help the surfer ride the waves. Say the word pictured on each surf board. Count how many syllables. Then draw a line from the board over that many waves.




Summer Fun - Count and Color



2

1

3



5

6





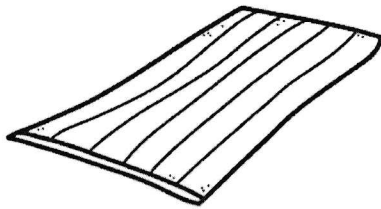
7



6

8

7



2

0

1

9










7

8

3

4

5



5

4

3

5

7

6

10

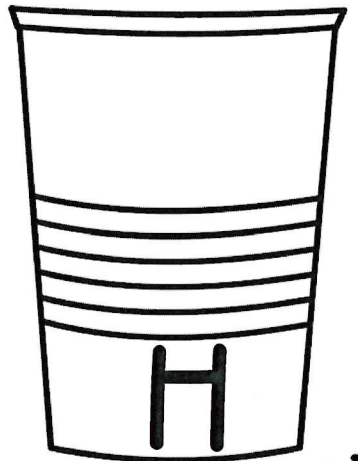

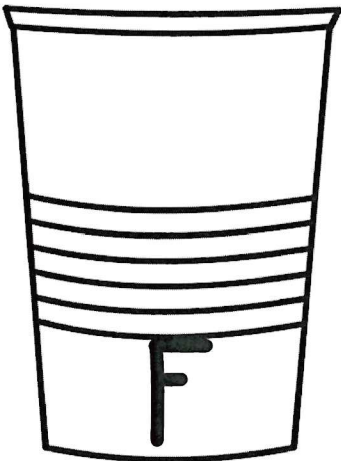
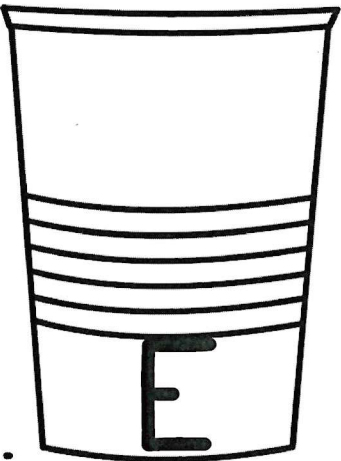
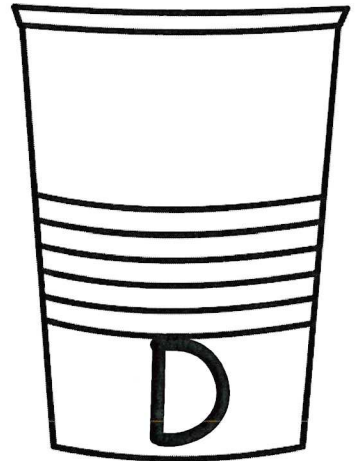
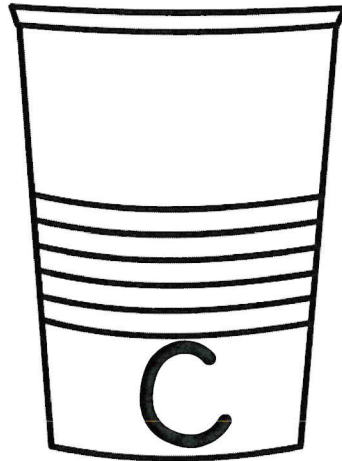
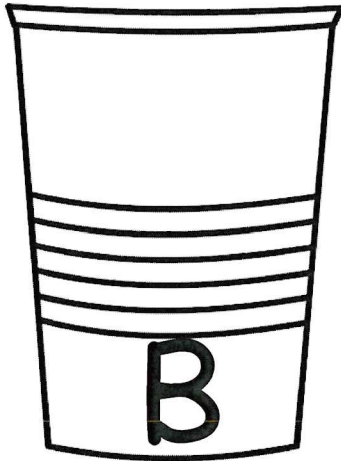
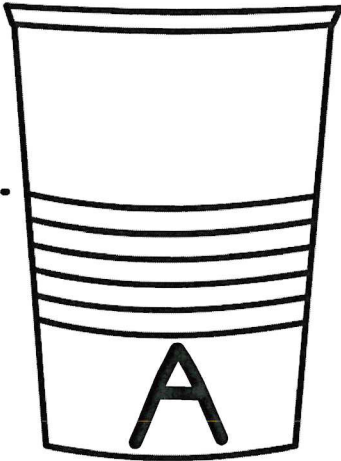
8

9

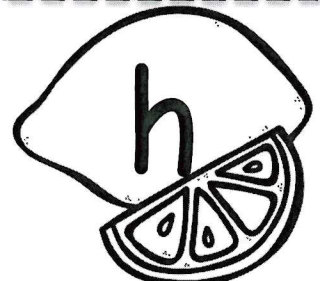
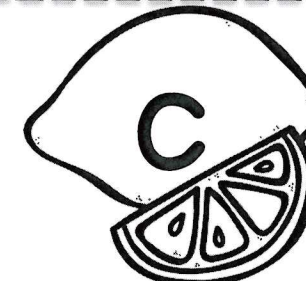
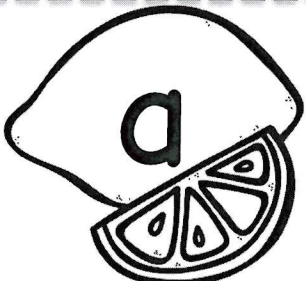



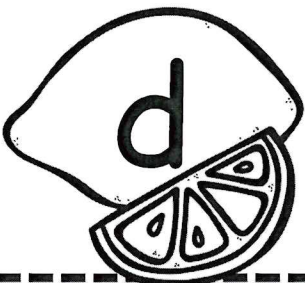


Name: _____

Color, cut and paste the lowercase lemon with the correct uppercase letter cup to make some summer lemonade. Color.



© www.preschoolplayandlearn.com



Name: _____

SUMMER *Bingo*

- Read 10 books (1 book per square)
- Practice math facts
- Count to 100 by 1's and 10's
- Practice all 62 sight words
- Write about an activity you did this summer.

Families: Please write completed activity on a square and initial. Bring back to your first grade teacher at the start of the year.


Thank you!

| | | |
|--|--|--|
| | | |
| | | |
| | | |
| | | |



Summer BINGO

(Entering 2nd Grade)



Directions:


Complete any 12 activities. Return your BINGO board to your second grade teacher by September 16th!

Name: _____

| | | | | |
|--|--|---|--|--|
| Practice math facts with a friend or adult | Read under a tree | Help make the grocery list | Visit www.nitrotype.com and practice typing for 15 minutes | Make a hopscotch board. Practice skip counting by 2's, 5's, or 10's |
| Use supplies from around the house to make a boat to see if it floats or sinks | Write a letter to your first-grade teacher | Read a recipe with an adult. Bonus points if you cook the recipe too! | Collect 10 objects (examples: rocks, shells, toy cars, marbles, sticks) and show all the ways to make 10 | Visit a virtual amusement park and ride a rollercoaster. Tell us if you'd recommend it! |
| Count the amount of a group of coins | Go outside with family and talk about different things you see, hear, smell, and touch | Make a fort and read in your fort | Write about your favorite activity to do in the summer | Draw a picture of a place you visited. Then, write about what you did during your visit! |
| Write about your favorite cold treat and why it is your favorite | Read the instructions on something | Write your own addition word problem and show how to solve it | Use any objects and make a pattern | Write your own subtraction word problem and show how to solve it |

Summer BINGO

(Entering 3rd Grade!)




Directions:

Complete **any 12** activities. Return your BINGO board to your third grade teacher!

Name: _____

| | | | | |
|---|---|--|---|--|
| Practice math facts with a friend or adult | Read under a tree | Help make the grocery list | I-Ready Math Lesson 80% or higher | Make a hop scotch board. Practice skip counting by 2's, 5's or 10's |
| Read any kind of map | Write a letter to your second grade teacher | Read a recipe with an adult. Bonus points if you cook the recipe, too! | Collect 10 objects (examples could be: rocks, shells, toy cars, marbles, sticks) and show all the ways to make 10 | Visit the public library |
| Count the amount of a group of coins | I-Ready Reading Lesson 80% or higher | Make a fort and read | Write about your favorite activity to do in the summer | Draw a picture of a place you visited. Then, write about what you did during your visit! |
| Write about your favorite ice cream flavor and why it is your favorite flavor | Read the instructions on something | Write your own addition word problem and show how to solve it | Use any objects and make an array | Write your own subtraction word problem and show how to solve it |

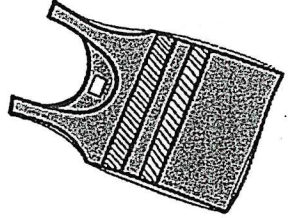



SUMMER BINGO

(Entering 4th Grade)

Directions: Complete any 9
activities. Return your
BINGO board to your 4th
grade teacher.

Name: _____




| | | | |
|---|---|--|--|
| <p>1. Sign in to iReady Math for 40 minutes weekly until August 1st.</p> <p>Parent Initials: _____</p> | <p>2. Become a meteorologist. Track the weather for the week. Use the attached graphic organizer to describe.</p> <p>Parent Initials: _____</p> | <p>3. Using your multiplication flash cards. Practice your facts at least 3 times a week.</p> <p>Parent Initials: _____</p> | <p>4. Read a nonfiction book. Use the attached GRAPHIC ORGANIZER to write summary of the book.</p> <p>Parent Initials: _____</p> |
| <p>5. Keep a nature journal. Use the attached graphic organizer.</p> <p>Parent Initials: _____</p> | <p>6. Write a mystery about something going missing in your house. Use the attached sheet provided.</p> <p>Parent Initials: _____</p> | <p>7. Sign in to iReady Reading for 40 minutes weekly until August 1st.</p> <p>Parent Initials: _____</p> | <p>8. Follow a recipe with your family. Make sure to use measuring cups and spoons.</p> <p>Parent Initials: _____</p> |
| <p>9. Write an e-mail to your new 4th grade teacher. E-mails can be found on the b-k-w website.</p> <p>Parent Initials: _____</p> | <p>10. Write your own 2-step word problem. Have someone in your house solve it.</p> <p>Parent Initials: _____</p> | <p>11. Read a fiction book. Write a description of a character on the page provided. R.A.D.D</p> <p>Parent Initials: _____</p> | <p>12. Visit your local library!</p> <p>Parent Initials: _____</p> |

'S

NATURE JOURNAL

Directions: Go outside and observe. Draw a picture and write a description of something you see.



| Date | | | | | |
|---|--|--|--|--|--|
| <p>Picture:</p> <p>Draw a picture of what you see.</p> | | | | | |
| <p>Description:</p> <p>Using your 5 senses (Be smart!) describe what you saw today.</p> | | | | | |

'S

WEATHER JOURNAL

Directions: Observe the weather. Draw a picture and write a description of something you see.



| | | | | | |
|---|--|--|--|--|--|
| Date | | | | | |
| Picture: Draw a picture of what you see. | | | | | |
| Description: Describe the weather at your house. | | | | | |

SUMMER BINGO

(STUDENTS entering 5th grade)



This summer BINGO sheet is a fun way to keep you learning throughout the summer.

Here is how it works:

- Complete at least one square from each column to receive credit.
- Attach any evidence of your work to this sheet and return it to your 5th grade teacher.
- Everything is due back in the fall for a school-wide reward.

| MATH | READING | WRITING | SCIENCE | SOCIAL STUDIES |
|--|---|---|--|---|
| Pass 3 lessons on iReady Math. | Memorize a song and perform it or read a poem aloud. | Write and illustrate your own story. | Find an experiment or STEAM challenge online and complete it with your family. | Visit a museum virtually or in-person |
| Get 3 green circles on Reflex OR practice your math facts for a total of 90 minutes. | Read an entire novel, book series or listen to a book online. | Write an email or letter to your new 5th grade teacher and send it to the school. | Start a science journal and write observations about things you can observe once a week through the summer. (Examples: the moon or growing plants) | Donate old toys or clothes. -OR- Volunteer to help out somewhere in your community. |
| Make a list of your school supplies and add up the total cost. | Pass 3 lessons on iReady Reading. | Start a journal and write in it at least 10 times over vacation. | Observe the stars silently for 15 minutes. OR Use a constellation chart to find different constellations. | Interview a parent or grandparent about their childhood. |
| Use your knowledge of fractions to double or half a recipe and make it. | Read a picture book aloud to a friend or family member. | Write a summer bucket list of things you want to accomplish. | Make a sculpture out of recycled materials. | Visit a NYS historic site or park virtually or in-person |




Links for virtual museums and historic sites

| | |
|--------------------------|---|
| Niagara Falls | https://www.youtube.com/watch?v=A5ggG8PP7_U |
| San Diego Zoo | https://zoo.sandiegozoo.org/live-cams |
| National Parks | https://www.youtube.com/user/NationalParkService/featured |
| Coral Reefs of the World | https://reefresearch.org/what-we-do/education/reefs-go-live/ |
| Mabee Farms | https://youtu.be/ifg-rm9h9LO |

Link for STEAM challenges

<https://www.stevespanglerscience.com/lab/experiment-library/>

5th GRADE SUMMER BINGO



Dear 6th Grader,



This summer BINGO sheet is a fun way to keep you earning throughout the summer.

Here is how it works:

- Complete the 2 required BINGO squares.
- Complete at least 5 other BINGO squares of your choice (for a total of 7 squares)
- Attach any evidence of your work to this sheet and return it to your 6th grade homeroom teacher.
- Everything is due back by: September 13th for a schoolwide reward.

Sincerely,

The Fifth and Sixth Grade Teachers

| | | |
|--|---|--|
| <p>REQUIRED </p> <p>40 minutes of iReady Reading each week.</p> | <p>REQUIRED </p> <p>40 minutes of iReady Math each week.</p> | <p>Make a list of your school supplies and add up the total cost of everything.</p> |
| <p>Help plant a garden. Write the step-by-step process on a piece of paper. Attach the paper to this sheet.</p> | <p>Take a virtual or real tour of a nature center or historical site. Write 2 paragraphs about something you learned.</p> | <p>Write a persuasive essay to your family about a new pet you would like. Attach the essay to this sheet.</p> |
| <p>Read a book of your choice. What was the title?</p> <p>_____</p> <p>_____</p> | <p>Read a book of your choice. What was the title?</p> <p>_____</p> <p>_____</p> | <p>Read a book of your choice. What was the title?</p> <p>_____</p> <p>_____</p> |
| <p>Write 3 goals you would like to accomplish in 6th grade. Hang them in your room to remind yourself of them.</p> | <p>Interview someone important to you. Attach the interview questions and responses to this sheet.</p> | <p>Write a letter or email to your 6th grade teacher and tell them all about your summer. If you write a letter, send it in the mail to the school.</p> |